

MITO

RP-E-1702



Rakumba

WWW.RAKUMBA.COM
SALES@RAKUMBA.COM

ALL RIGHTS RESERVED © RAKUMBA, 2021
PHOTOGRAPHY CREDITS
¹ HAYDN CATTACH
² BIASOL COMODA AND
PHOTOGRAPHY BY TIMOTHY KAYE
³ FIONA SUSANTO

Rakumba



MITO

MITO FLOOR - AMERICAN ASH



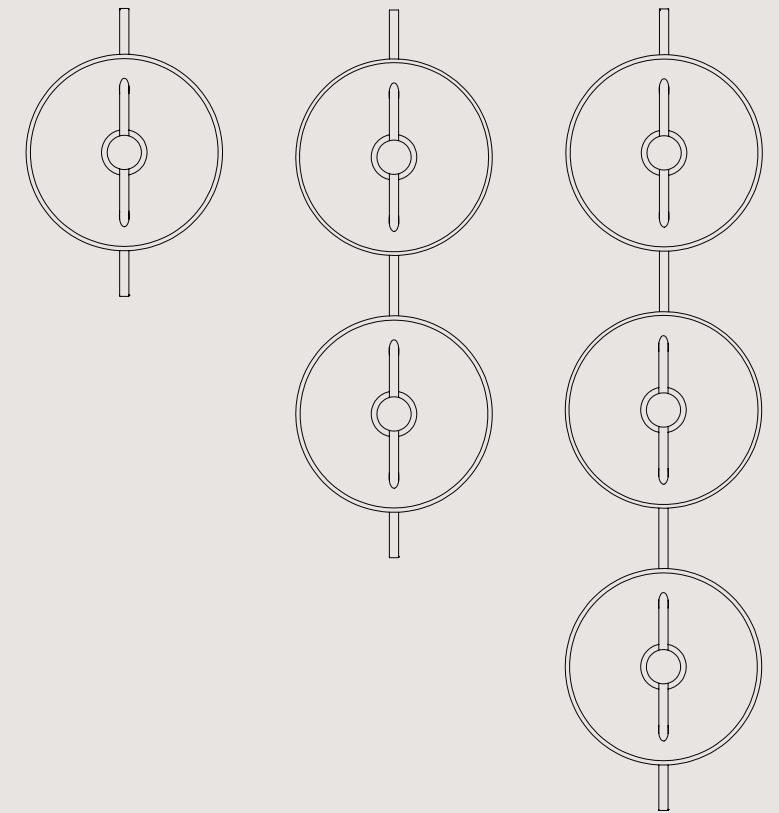




*We wanted to make a form that was
considered from all angles.*

————— **Tom Fereday**





MITO

RP-E-1702

The Mito lighting series is designed to celebrate the natural beauty and character of raw materials. Minimal in design, Mito juxtaposes precision manufacturing techniques with natural hand finished timber and stone to create a truly sculptural luminaire.

Warm, indirect light flows across exactly crafted domed forms in natural materials. Modular in design, the Mito series may be configured at any angle and is expressed in a variety of pendant, wall sconce, floor and table lamp configurations.

The Mito. Pure materials, precision made.


I try to convey an honest design process which celebrates the materials and manufacturing processes behind the product instead of hiding them away.

Tom Fereday




*Natural materials such as solid timber and stone
have so much beauty and character in them.*

———— **Tom Fereday**



MATERIALS & FINISHES*

*Being products of nature, American Ash and Cararra Marble are prone to variations in colour, pattern and density, and can include small voids or inclusions. Rakumba is highly selective in choosing pieces that are of excellent cosmetic quality that celebrate the natural beauty of these materials.



AMERICAN ASH



STAINED AMERICAN ASH



CARRARA MARBLE

MODELS



FLOOR DOUBLE
RP-E-1702-F



FLOOR SINGLE
RP-E-1702-F





TABLE
RP-E-1702-T



PENDANT
RP-E-1702-P



WALL INDIVIDUAL
RP-E-1702-W



WALL CONNECTED SET
RP-E-1702-W
UP TO 5 MODULES



OPTIONS

FLOOR / TABLE

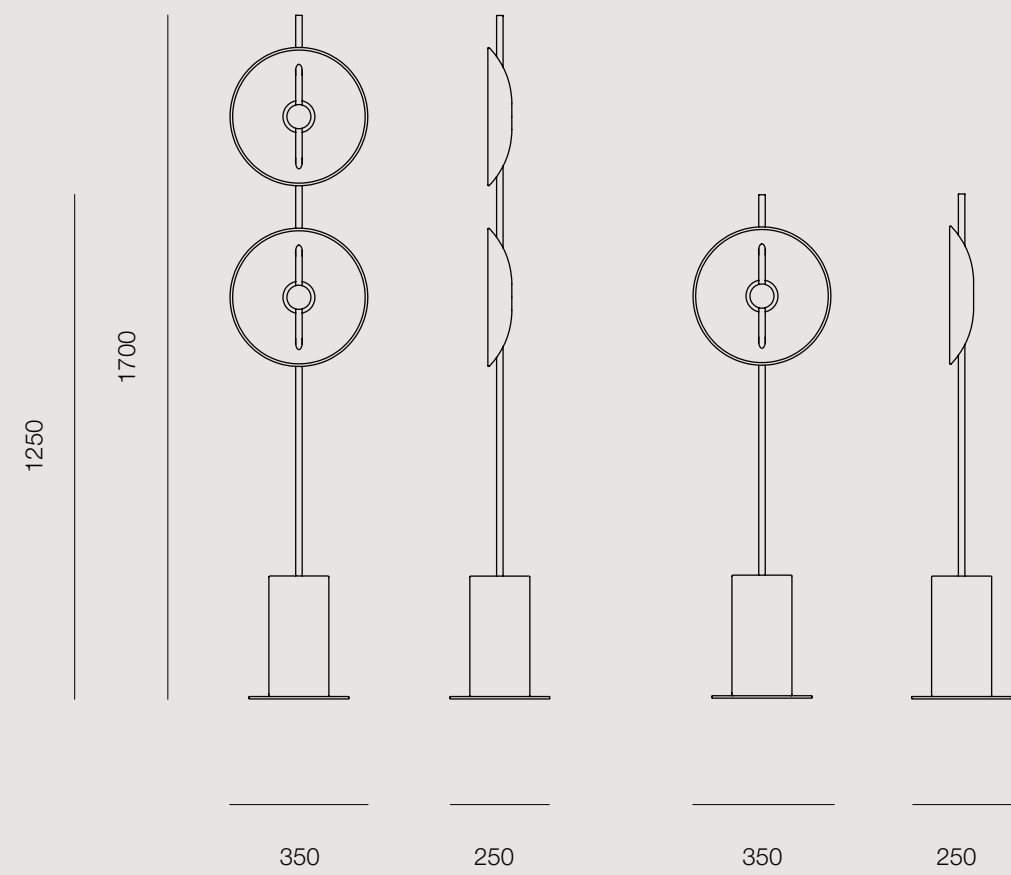
MODEL:	<input type="radio"/>	FLOOR SINGLE
	<input type="radio"/>	FLOOR DOUBLE
	<input type="radio"/>	TABLE
FINISH:	<input type="radio"/>	AMERICAN ASH
	<input type="radio"/>	STAINED AMERICAN ASH
	<input type="radio"/>	CARRARA MARBLE
DIMMING:	<input type="radio"/>	INLINE SWITCH DIMMING/CORD AND PLUG

WALL / PENDANT

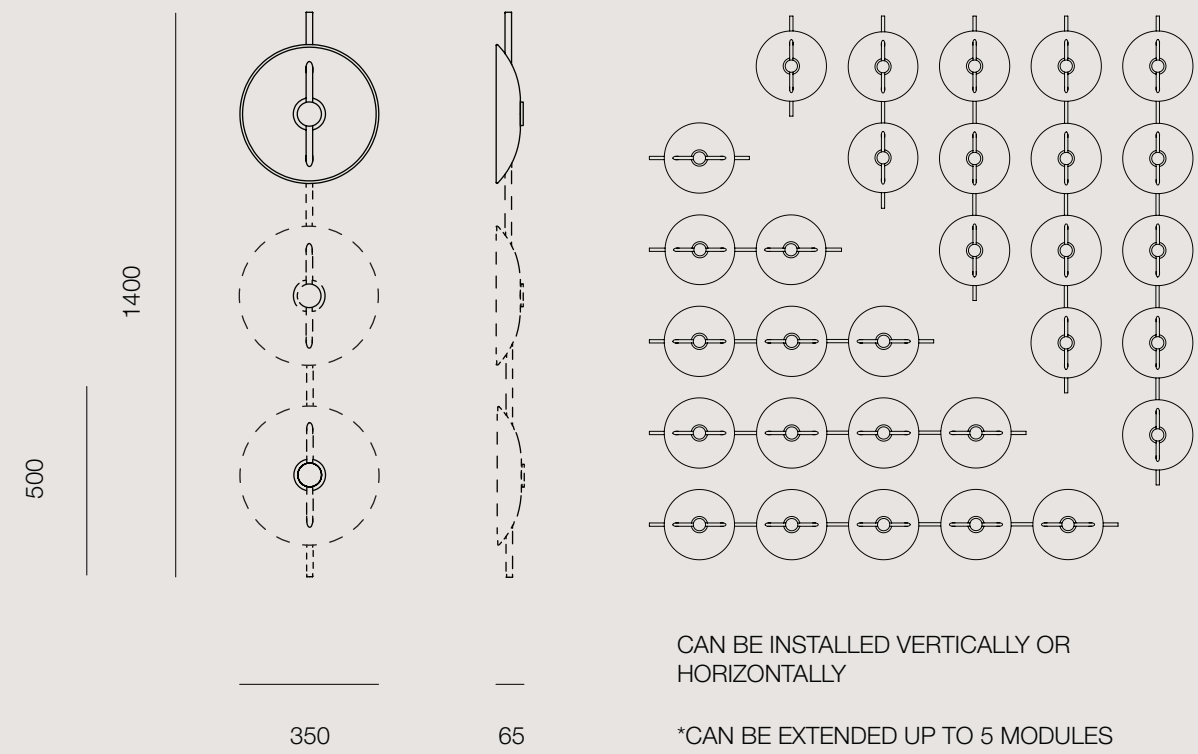
MODEL:	<input type="radio"/>	WALL INDIVIDUAL
	<input type="radio"/>	WALL CONNECTED SET
	<input type="radio"/>	PENDANT
FINISH:	<input type="radio"/>	AMERICAN ASH
	<input type="radio"/>	STAINED AMERICAN ASH
	<input type="radio"/>	CARRARA MARBLE
DIMMING:	<input type="radio"/>	NON DIMMABLE (REMOTE DRIVER)
	<input type="radio"/>	PHASE CUT/TRIAC (REMOTE DRIVER)
	<input type="radio"/>	DALI/SWITCH-DIM (REMOTE DRIVER)
	<input type="radio"/>	1-10V (REMOTE DRIVER)
	<input type="radio"/>	CASAMBI WIRELESS (REMOTE DRIVER)
SUSPENSION LENGTH (TO BOTTOM OF PENDANT):	<input type="radio"/>	1.5M
	<input type="radio"/>	2M
	<input type="radio"/>	CUSTOM (MAX 2M)

DIMENSIONS

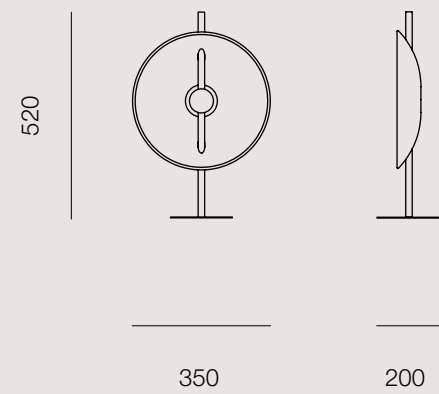
FLOOR



WALL CONNECTED SET*

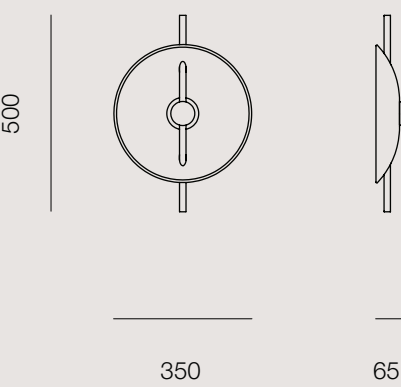


TABLE

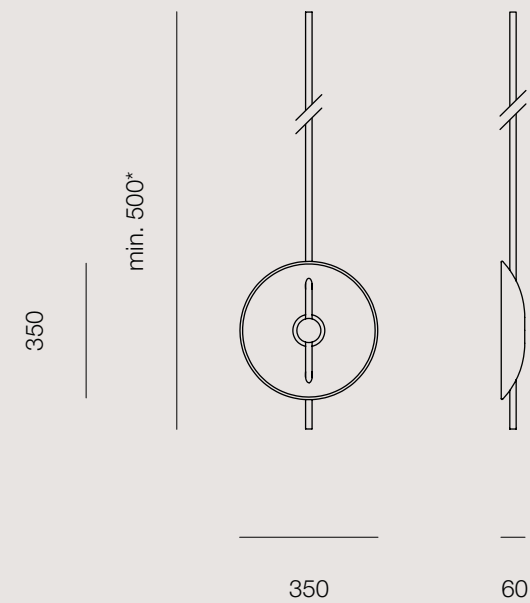


WALL INDIVIDUAL

CAN BE INSTALLED VERTICALLY OR HORIZONTALLY



PENDANT



*CUSTOM LENGTH AVAILABLE
MIN. LENGTH 500
MAX. LENGTH 2000



DATA

RP-E-1702	FLOOR LAMP		TABLE LAMP	WALL SCONCE (PER UNIT)	PENDANT
	SINGLE	DOUBLE			
LIGHTSOURCE	INTEGRATED LED				
POWER	3.9W	7.8W	3.9W	3.9W	3.9W
LUMENS (SOURCE)	400lm	800lm	400lm	400lm	400lm
LUMENS (DELIVERED)	-	-	-	-	-
COLOUR TEMPERATURE	3000K				
CRI	CRI90				
PRIMARY VOLTAGE (TO DRIVER)	220-240VAC				
SECONDARY VOLTAGE (TO FITTING)	24VDC CONSTANT VOLTAGE			-	-
PRODUCT WEIGHT (TIMBER)	8kg	9.5kg	3kg	1.5kg	2kg
PRODUCT WEIGHT (CARRARA)	22kg	27kg	7kg	5.5kg	6kg
PACKED WEIGHT (TIMBER)	9kg	10.5kg	4kg	2kg	2.5kg
PACKED WEIGHT (MARBLE)	23.5kg	28.5kg	8kg	6.5kg	7kg
PACKED DIMENSIONS (TIMBER)	1 @ 33x33x109mm 1 @ 43x46x13mm	1 @ 33x33x109mm 2 @ 43x46x13mm	1 @ 34x24x6cm 1 @ 43x46x13cm	1 @ 43x46x13cm	1 @ 10x10x200cm 1 @ 43x46x13cm
PACKED DIMENSIONS (MARBLE)	1 @ 33x49x113cm	1 @ 33x49x113cm	1 @ 34x24x6cm 1 @ 43x46x13cm	1 @ 43x46x13cm	1 @ 10x10x200cm 1 @ 43x46x13cm
DRIVER LOCATION	CORDSET DRIVER			REMOTE*	REMOTE
IP RATING	IP20				
L70	50,000 HOURS				
APPROVALS	AUSTRALIA, EUROPE, AMERICA				

*STANDARD SINGLE DRIVER POWERS UP TO 5 LIGHT MODULES (LARGER DRIVERS FOR 5-15 MODULES AVAILABLE ON REQUEST)



TOM FEREDAY

Tom Fereday develops products based on the principle of honest design – celebrating the manufacturing processes behind furniture and products, and designing from the inside out. He strives to create enduring designs that are meaningful to people and their environment.

Born in Australia, Tom grew up in England studying at the Wimbledon School of Art before moving to Sydney to complete Honours in Industrial Design at the University of Technology Sydney. He founded his studio in 2012 and currently works with leading design brands across Europe and Australia. As a multi-award-winning designer, Tom exhibits internationally on a regular basis.

