



DESCRIPCION

Si pensamos en cómo representar un sofá frente a una hoja en blanco, seguramente dibujaríamos algo muy parecido a este modelo, pues Happen es lo que surge, el paradigma, la esencia de aquello que hoy día representa un sofá.

Happen nace con el propósito de ser normal, si bien ha sido concebido para ir más allá de modas pasajeras. Formas atemporales para trascender. Rafa García, no ha intentado reinventar nada, sólo practicar el diseño teniendo muy en cuenta las proporciones, los materiales, las costuras y la capacidad de crear composiciones dinámicas; siempre con el convencimiento de que cada detalle, por pequeño que sea, es importante.

El proyecto huye de gestos exaltados y no se sostiene mediante trucos, sino apelando a formas neutras y a la simplicidad como base del desarrollo de la colección. Es esta pretensión de normalidad lo que diferencia el producto. Detalles estudiados sin artificios. De este modo, Rafa se adhiere a la filosofía que han promovido Naoto Fukasawa y Jasper Morrison a través de la exposición Super Normal. Sensations of the Ordinary.

Happen propone una fina base con forma de L en la cual ir integrando elementos. Más que un puzzle, se trata de un extenso programa modular, más próximo al sistema de componibles del mueble que al de la tapicería.

Los detalles que no se ven son todavía más importantes. La confección de las almohadas de asiento está realizada a partir de una composición especial de poliuretano, a la que añadimos una densa capa de viscoelástica de 6 cm. de espesor en la parte superior.

DATOS TECNICOS

La estructura es de madera maciza recubierta de espuma y fibra con velour.

Los bastidores de asiento y respaldo están preparados con cinchas NEA.

El confeccionado de asientos, brazos y respaldo se realiza con espuma HR Ultracel de densidades diferenciadas.

El módulo mesa es de madera maciza recubierta de espuma de densidades diferenciadas.

La almohada brazo está confeccionada de espuma y fibra.

La almohada de asiento está preparada de espuma de densidad diferenciada con una capa superior de viscoelástica. El almohadón va recubierto de fibra poliéster termofusionada y funda interior de algodón.

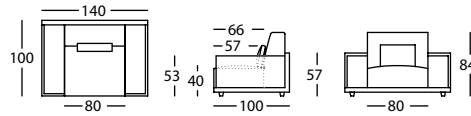
La almohada de respaldo está preparada de espumas de densidades diferenciadas y recubierta de fibra poliéster.

El interior de la almohada riñonera es de Fiberdream y las fundas son de algodón 100%.

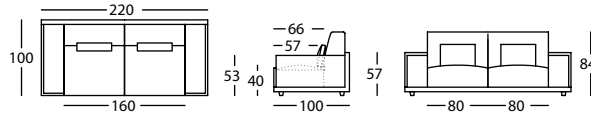
Las patas son de madera de haya tintadas en wengué.

Las tapas de cristal templado acabado fumé gris con detalles en arenado.

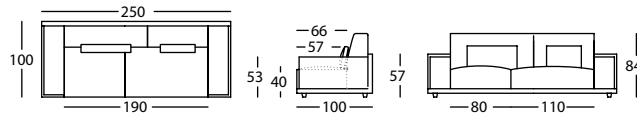
256.11.QJ.1
SILLON 140 BRAZO ANCHO ALTO 84



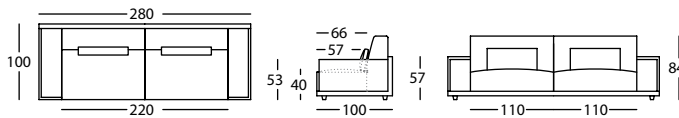
256.11.YJ.1
SOFA 220 BRAZO ANCHO ALTO 84



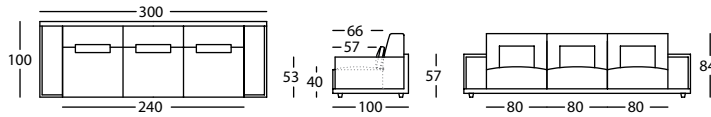
256.11.ZZJ.1
SOFA 250 BRAZO ANCHO ALTO 84



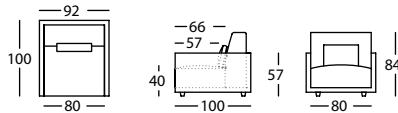
256.11.ZSJ.1
SOFA 280 BRAZO ANCHO ALTO 84



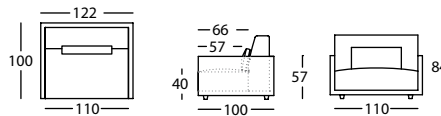
256.11.Z7J.1
SOFA 300 BRAZO ANCHO ALTO 84



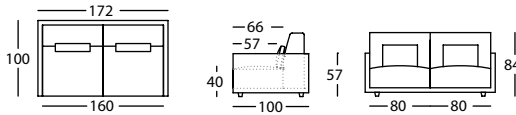
256.11.KJ.2
SILLON 92 BRAZO ESTRECHO ALTO 84



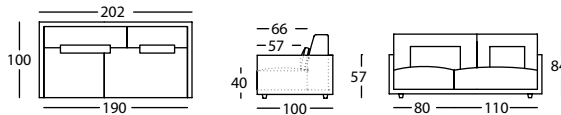
256.11.NJ.2
SILLON 122 BRAZO ESTRECHO ALTO 84



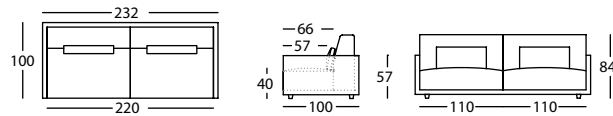
256.11.TJ.2
SOFA 172 BRAZO ESTRECHO ALTO 84



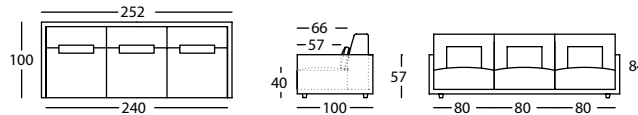
256.11.WJ.2
SOFA 202 BRAZO ESTRECHO ALTO 84



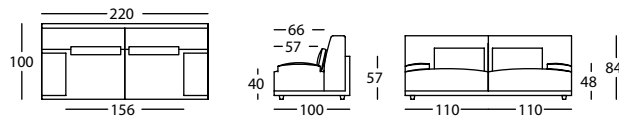
256.11.ZJ.2
SOFA 232 BRAZO ESTRECHO ALTO 84

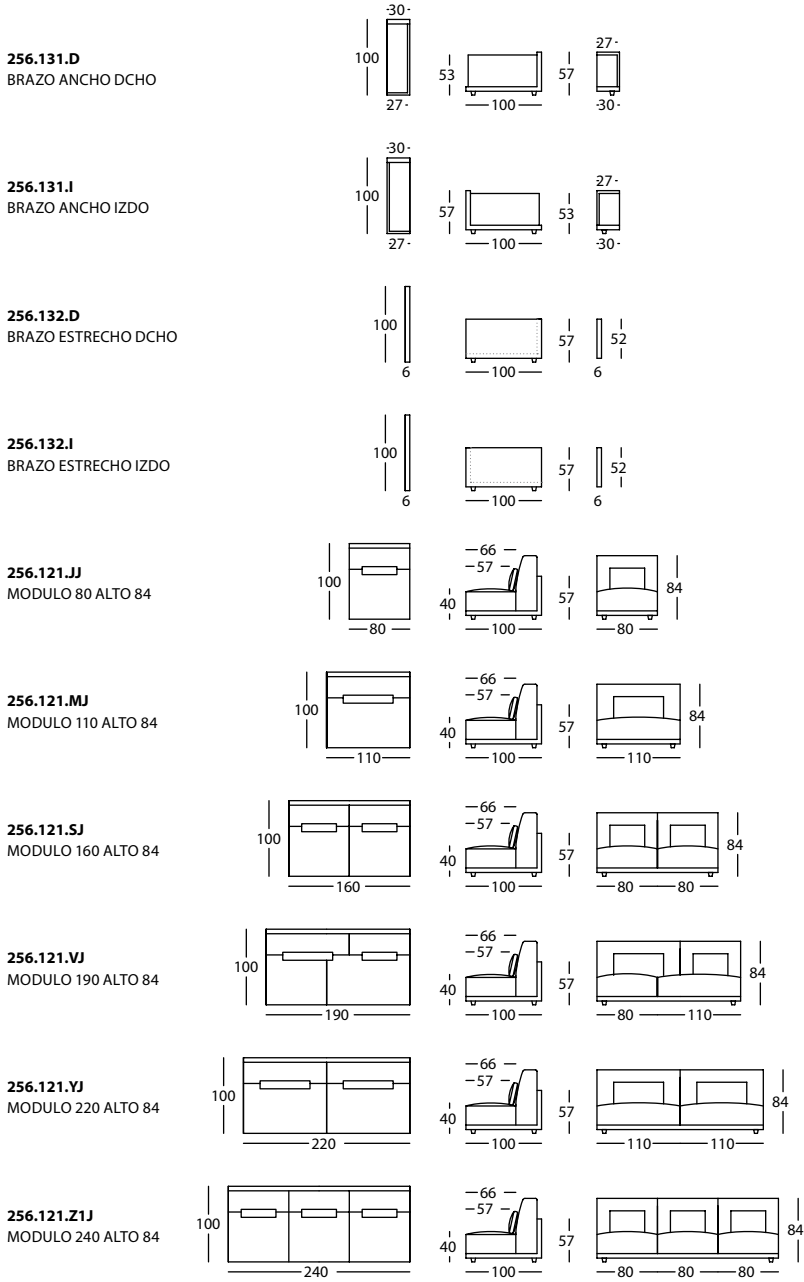


256.11.ZZJ.2
SOFA 252 BRAZO ESTRECHO ALTO 84



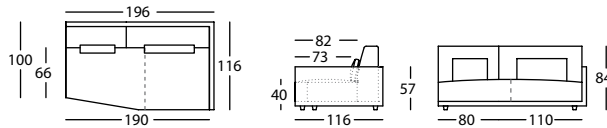
256.11.YJ.H
SOFA 220 CON ALMOHADA BRAZO ALTO 84





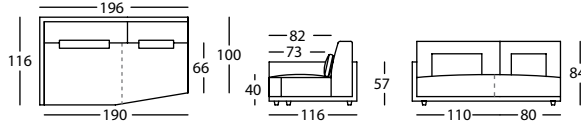
256.122.VJ.2Q.D

MODULO DOBLE FONDO 196 BRAZO ESTRECHO DCHO ALTO 84



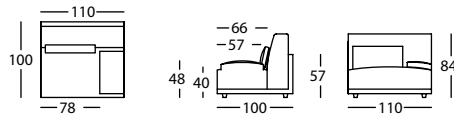
256.122.VJ.2Q.I

MODULO DOBLE FONDO 196 BRAZO ESTRECHO IZDO ALTO 84



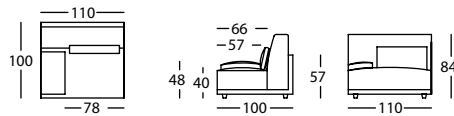
256.121.MJ.H.D

MODULO 110 CON ALMOHADA BRAZO DCHO ALTO 84



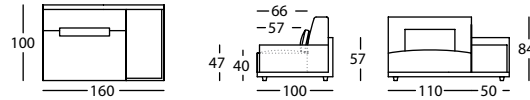
256.121.MJ.H.I

MODULO 110 CON ALMOHADA BRAZO IZDO ALTO 84



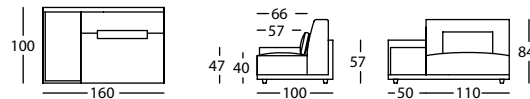
256.122.SJ.J.D

MODULO 160 BRAZO BAJO DCHO ALTO 84



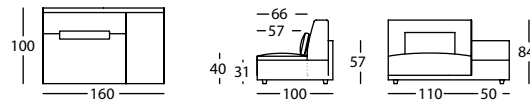
256.122.SJ.J.I

MODULO 160 BRAZO BAJO IZDO ALTO 84



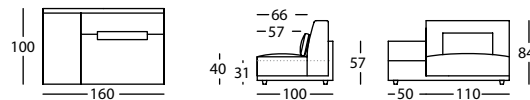
256.121.SJ.K.D

MODULO MESA 160 DCHO ALTO 84



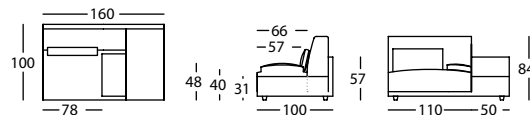
256.121.SJ.K.I

MODULO MESA 160 IZDO ALTO 84



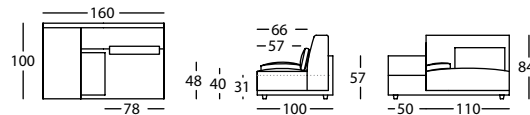
256.121.SJ.KH.D

MODULO MESA 160 CON ALMOHADA BRAZO DCHO ALTO 84



256.121.SJ.KH.I

MODULO MESA 160 CON ALMOHADA BRAZO IZDO ALTO 84



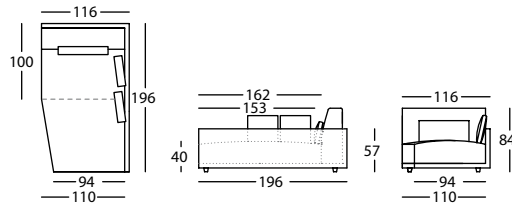
256.32.EJ.L

TAPA CRISTAL 45X88



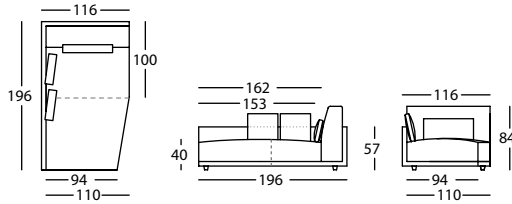
256.142.MVJ.2.D

CHAISE LONGUE 116X196 BRAZO ESTRECHO DCHO ALTO 84



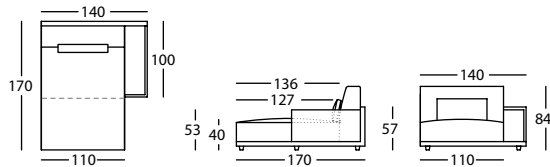
256.142.MVJ.2.I

CHAISE LONGUE 116X196 BRAZO ESTRECHO IZDO ALTO 84



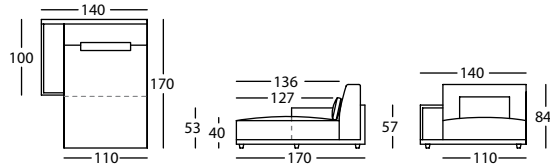
256.142.QTJ.1.D

CHAISE LONGUE 140X170 BRAZO ANCHO DCHO ALTO 84



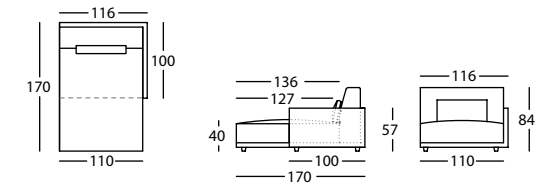
256.142.QTJ.1.I

CHAISE LONGUE 140X170 BRAZO ANCHO IZDO ALTO 84



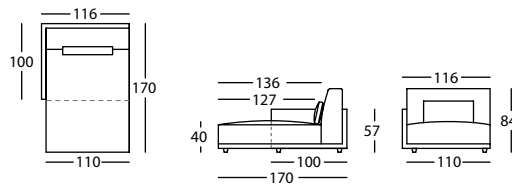
256.142.MTJ.2.D

CHAISE LONGUE 116X170 BRAZO ESTRECHO DCHO ALTO 84

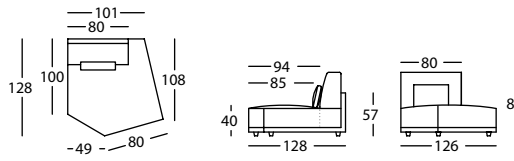


256.142.MTJ.2.I

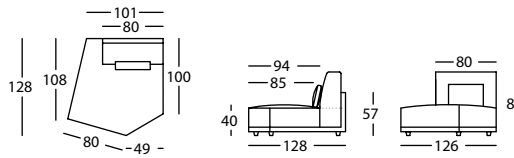
CHAISE LONGUE 116X170 BRAZO ESTRECHO IZDO ALTO 84



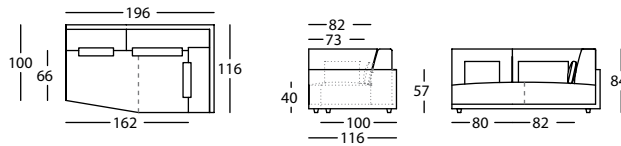
256.17.NJ.D
MODULO TERMINAL 126 DCHO ALTO 84



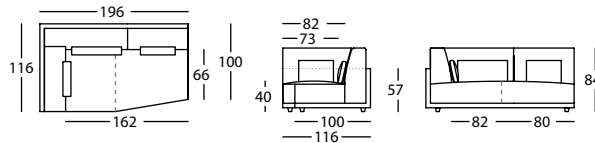
256.17.NJ.I
MODULO TERMINAL 126 IZDO ALTO 84



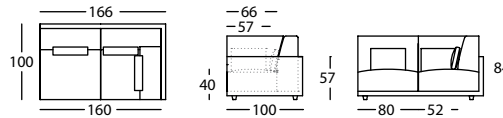
256.16.VJ.Q.D
ANGULO DOBLE FONDO 196 DCHO ALTO 84



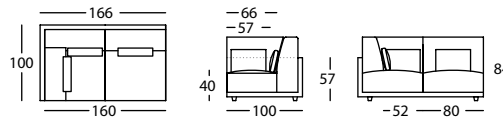
256.16.VJ.Q.I
ANGULO DOBLE FONDO 196 IZDO ALTO 84



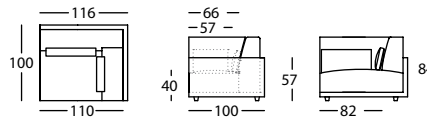
256.16.SJ.D
ANGULO 166 DCHO ALTO 84



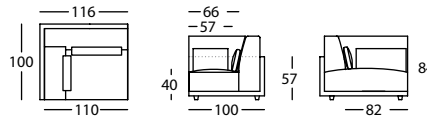
256.16.SJ.I
ANGULO 166 IZDO ALTO 84



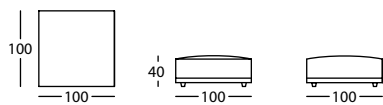
256.16.MJ.D
ANGULO 116 DCHO ALTO 84



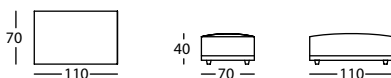
256.16.MJ.I
ANGULO 116 IZDO ALTO 84



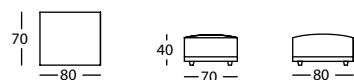
256.151.LL
PUF 100X100



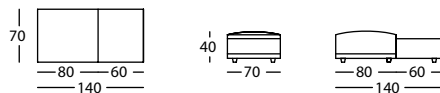
256.151.MH
PUF 110X70



256.151.JH
PUF 80X70



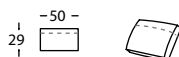
256.151.QH.K
PUF MESA 140X70



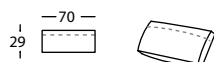
256.32.FG.L
TAPA CRISTAL 56X66



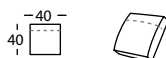
256.27.FC
ALMOHADA RIÑONERA 50X29



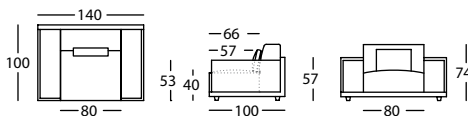
256.27.HC
ALMOHADA RIÑONERA 70X29



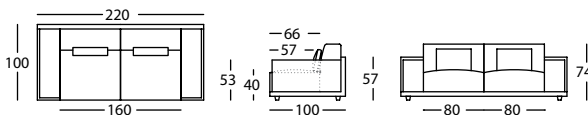
256.21.EE
COJIN DECORACION 40X40 CON BANDA



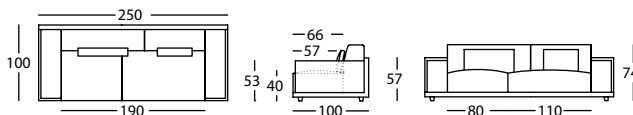
256.11.QH.1
SILLON 140 BRAZO ANCHO ALTO 74



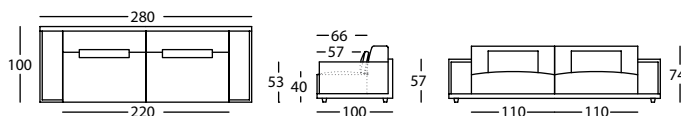
256.11.YH.1
SOFA 220 BRAZO ANCHO ALTO 74



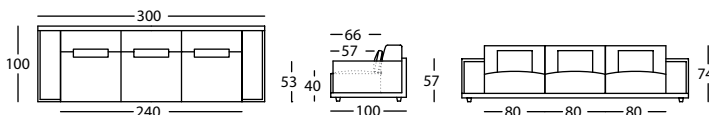
256.11.Z2H.1
SOFA 250 BRAZO ANCHO ALTO 74



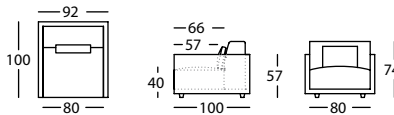
256.11.Z5H.1
SOFA 280 BRAZO ANCHO ALTO 74



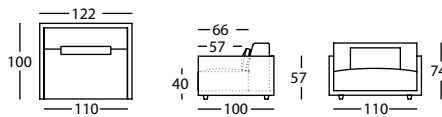
256.11.Z7H.1
SOFA 300 BRAZO ANCHO ALTO 74



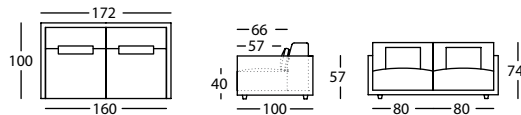
256.11.KH.2
SILLON 92 BRAZO ESTRECHO ALTO 74



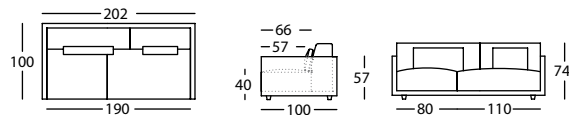
256.11.NH.2
SILLON 122 BRAZO ESTRECHO ALTO 74



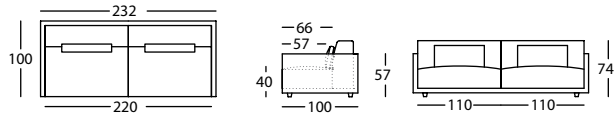
256.11.TH.2
SOFA 172 BRAZO ESTRECHO ALTO 74



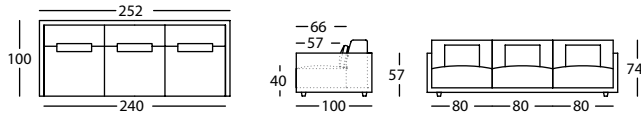
256.11.WH.2
SOFA 202 BRAZO ESTRECHO ALTO 74



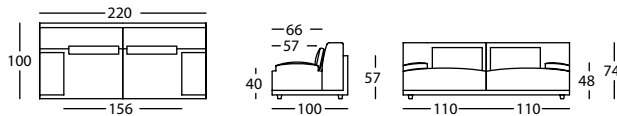
256.11.ZH.2
SOFA 232 BRAZO ESTRECHO ALTO 74



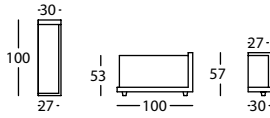
256.11.Z2H.2
SOFA 252 BRAZO ESTRECHO ALTO 74



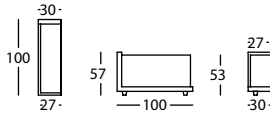
256.11.YH.H
SOFA 220 CON ALMOHADA BRAZO ALTO 74



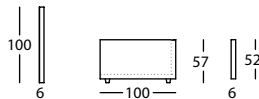
256.131.D
BRAZO ANCHO DCHO



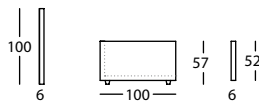
256.131.I
BRAZO ANCHO IZDO



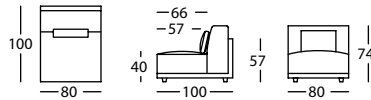
256.132.D
BRAZO ESTRECHO DCHO



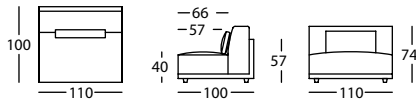
256.132.I
BRAZO ESTRECHO IZDO



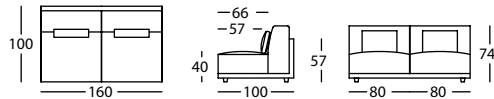
256.121.JH
MODULO 80 ALTO 74



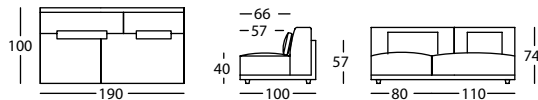
256.121.MH
MODULO 110 ALTO 74



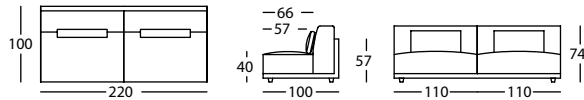
256.121.SH
MODULO 160 ALTO 74



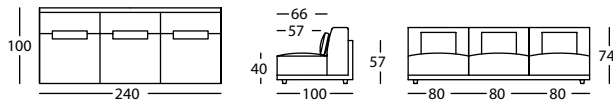
256.121.VH
MODULO 190 ALTO 74



256.121.YH
MODULO 220 ALTO 74

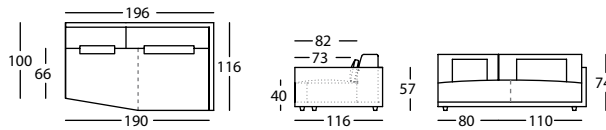


256.121.Z1H
MODULO 240 ALTO 74



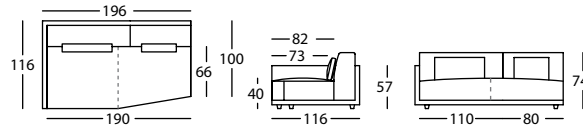
256.122.VH.2Q.D

MODULO DOBLE FONDO 196 BRAZO ESTRECHO DCHO ALTO 74



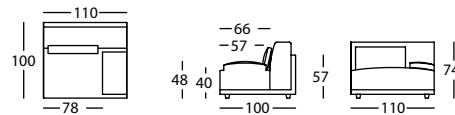
256.122.VH.2Q.I

MODULO DOBLE FONDO 196 BRAZO ESTRECHO IZDO ALTO 74



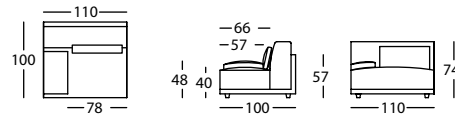
256.121.MH.H.D

MODULO 110 CON ALMOHADA BRAZO DCHO ALTO 74



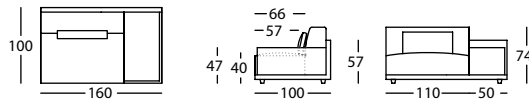
256.121.MH.H.I

MODULO 110 CON ALMOHADA BRAZO IZDO ALTO 74



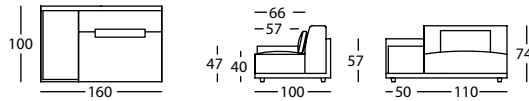
256.122.SH.J.D

MODULO 160 BRAZO BAJO DCHO ALTO 74



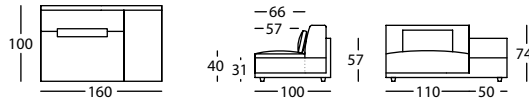
256.122.SH.J.I

MODULO 160 BRAZO BAJO IZDO ALTO 74



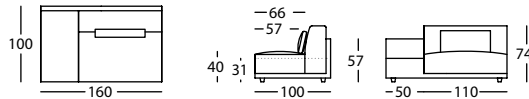
256.121.SH.K.D

MODULO MESA 160 DCHO ALTO 74



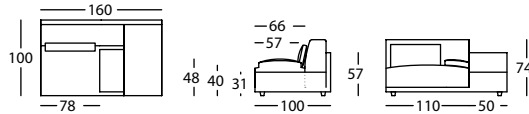
256.121.SH.K.I

MODULO MESA 160 IZDO ALTO 74



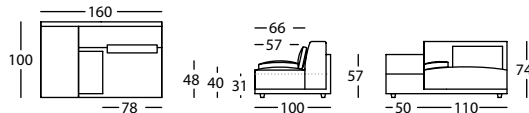
256.121.SH.KH.D

MODULO MESA 160 CON ALMOHADA BRAZO DCHO ALTO 74



256.121.SH.KH.I

MODULO MESA 160 CON ALMOHADA BRAZO IZDO ALTO 74



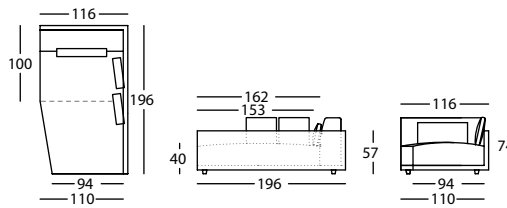
256.32.EJ.L

TAPA CRISTAL 45X88



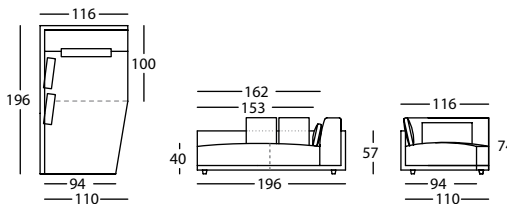
256.142.MVH.2.D

CHAISE LONGUE 116X196 BRAZO ESTRECHO DCHO ALTO 74



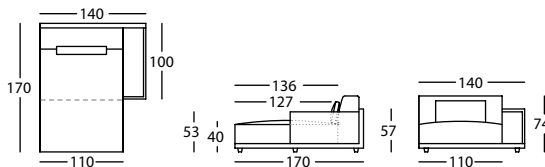
256.142.MVH.2.I

CHAISE LONGUE 116X196 BRAZO ESTRECHO IZDO ALTO 74



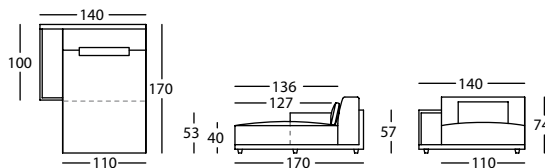
256.142.QTH.1.D

CHAISE LONGUE 140X170 BRAZO ANCHO DCHO ALTO 74



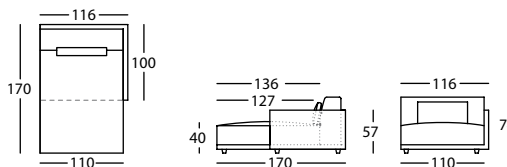
256.142.QTH.1.I

CHAISE LONGUE 140X170 BRAZO ANCHO IZDO ALTO 74



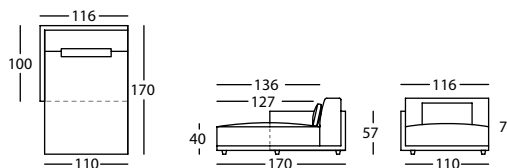
256.142.MTH.2.D

CHAISE LONGUE 116X170 BRAZO ESTRECHO DCHO ALTO 74

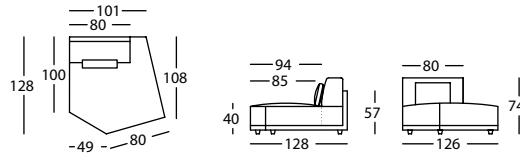


256.142.MTH.2.I

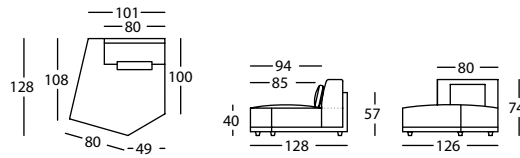
CHAISE LONGUE 116X170 BRAZO ESTRECHO IZDO ALTO 74



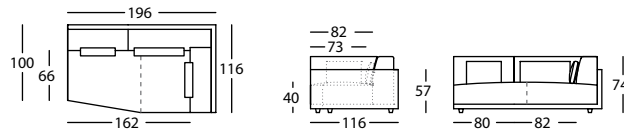
256.17.NH.D
MODULO TERMINAL 126 DCHO ALTO 74



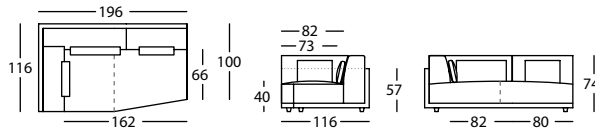
256.17.NH.I
MODULO TERMINAL 126 IZDO ALTO 74



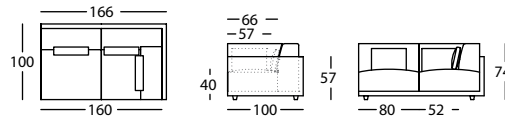
256.16.VH.Q.D
ANGULO DOBLE FONDO 196 DCHO ALTO 74



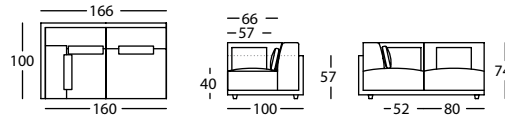
256.16.VH.Q.I
ANGULO DOBLE FONDO 196 IZDO ALTO 74



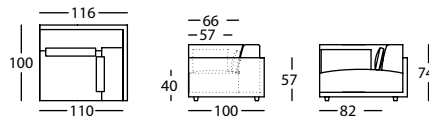
256.16.SH.D
ANGULO 166 DCHO ALTO 74



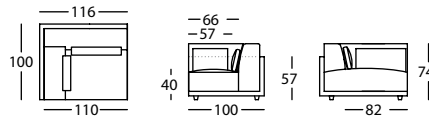
256.16.SH.I
ANGULO 166 IZDO ALTO 74



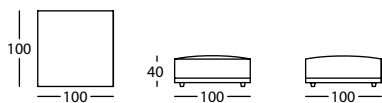
256.16.MH.D
ANGULO 116 DCHO ALTO 74



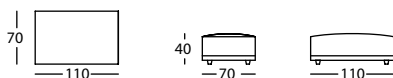
256.16.MH.I
ANGULO 116 IZDO ALTO 74



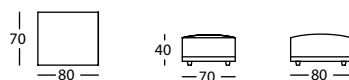
256.151.LL
PUF 100X100



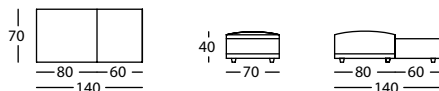
256.151.MH
PUF 110X70



256.151.JH
PUF 80X70



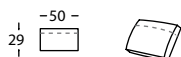
256.151.QH.K
PUF MESA 140X70



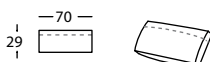
256.32.FG.L
TAPA CRISTAL 56X66



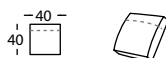
256.27.FC
ALMOHADA RIÑONERA 50X29

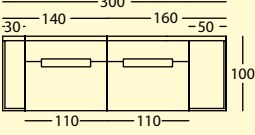
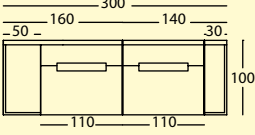
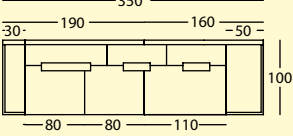
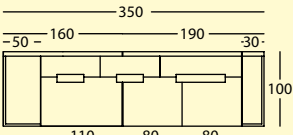


256.27.HC
ALMOHADA RIÑONERA 70X29



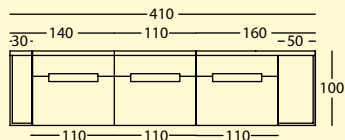
256.21.EE
COJIN DECORACION 40X40 CON BANDA



		ALTO / HIGH / HAUT		
		74cm	84cm	
Comp. 1 (Izdo)		1 BRAZO ANCHO IZDO	256.131.I	256.131.I
		1 MODULO 110	256.121.MH	256.121.MJ
		1 MODULO 160 BRAZO BAJO DCHO	256.122.SH.J.D	256.122.SJ.J.D
Comp. 1 (Dcho)		1 MODULO 160 BRAZO BAJO IZDO	256.122.SH.J.I	256.122.SJ.J.I
		1 MODULO 110	256.121.MH	256.121.MJ
		1 BRAZO ANCHO DCHO	256.131.D	256.131.D
Comp. 2 (Izdo)		1 BRAZO ANCHO IZDO	256.131.I	256.131.I
		1 MODULO 160	256.121.SH	256.121.SJ
		1 MODULO 160 BRAZO BAJO DCHO	256.122.SH.J.D	256.122.SJ.J.D
Comp. 2 (Dcho)		1 MODULO 160 BRAZO BAJO IZDO	256.122.SH.J.I	256.122.SJ.J.I
		1 MODULO 160	256.121.SH	256.121.SJ
		1 BRAZO ANCHO DCHO	256.131.D	256.131.D

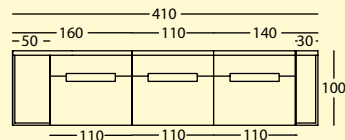
ALTO / HIGH / HAUT	
74cm	84cm

Comp. 3 (Izdo)



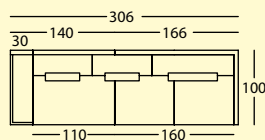
1	BRAZO ANCHO IZDO	256.131.I	256.131.I
2	MODULO 110	256.121.MH	256.121.MJ
1	MODULO 160 BRAZO BAJO DCHO	256.122.SH.J.D	256.122.SJ.J.D

Comp. 3 (Dcho)



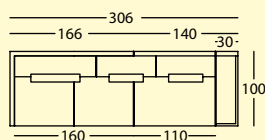
1	MODULO 160 BRAZO BAJO IZDO	256.122.SH.J.I	256.122.SJ.J.I
2	MODULO 110	256.121.MH	256.121.MJ
1	BRAZO ANCHO DCHO	256.131.D	256.131.D

Comp. 4 (Izdo)



1	BRAZO ANCHO IZDO	256.131.I	256.131.I
1	MODULO 110	256.121.MH	256.121.MJ
1	MODULO 160	256.121.SH	256.121.SJ
1	BRAZO ESTRECHO DCHO	256.132.D	256.132.D

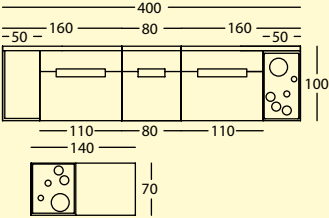
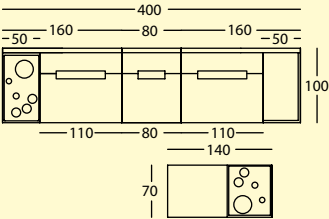
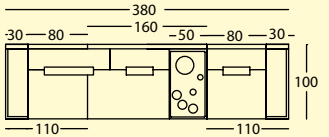
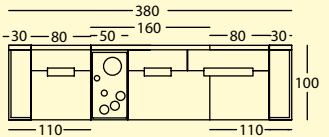
Comp. 4 (Dcho)

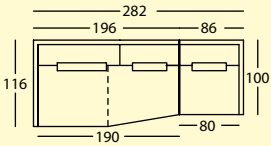
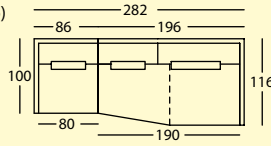
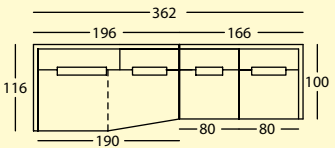
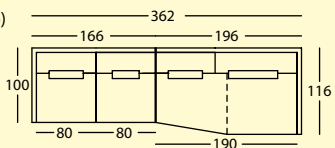
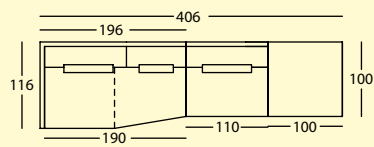
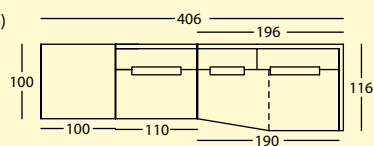


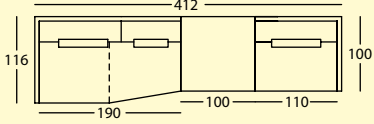
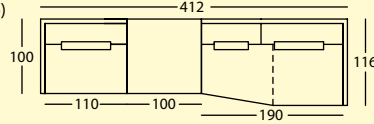
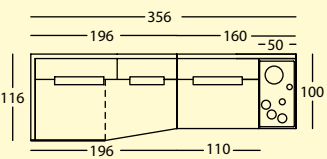
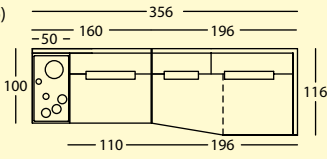
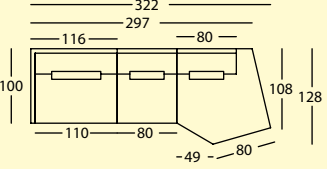
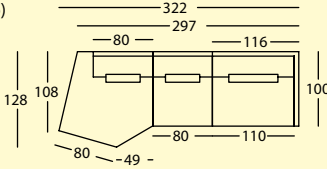
1	BRAZO ESTRECHO IZDO	256.132.I	256.132.I
1	MODULO 160	256.121.SH	256.121.SJ
1	MODULO 110	256.121.MH	256.121.MJ
1	BRAZO ANCHO DCHO	256.131.D	256.131.D

		ALTO / HIGH / HAUT		
		74cm	84cm	
Comp. 5 (Izdo)		1 BRAZO ANCHO IZDO	256.131.I	256.131.I
		1 MODULO 110	256.121.MH	256.121.MJ
		1 MODULO 110 CON ALMOHADA BRAZO DCHO	256.121.MH.H.D	256.121.MJ.H.D
Comp. 5 (Dcho)		1 MODULO 110 CON ALMOHADA BRAZO IZDO	256.121.MH.H.I	256.121.MJ.H.I
		1 MODULO 110	256.121.MH	256.121.MJ
		1 BRAZO ANCHO DCHO	256.131.D	256.131.D
Comp. 6 (Izdo)		1 BRAZO ANCHO IZDO	256.131.I	256.131.I
		2 MODULO 80	256.121.JH	256.121.JJ
		1 MODULO 110 CON ALMOHADA BRAZO DCHO	256.121.MH.H.D	256.121.MJ.H.D
Comp. 6 (Dcho)		1 MODULO 110 CON ALMOHADA BRAZO IZDO	256.121.MH.H.I	256.121.MJ.H.I
		2 MODULO 80	256.121.JH	256.121.JJ
		1 BRAZO ANCHO DCHO	256.131.D	256.131.D
Comp. 7 (Izdo)		1 BRAZO ANCHO IZDO	256.131.I	256.131.I
		2 MODULO 110	256.121.MH	256.121.MJ
		1 PUF 100X100	256.151.LL	256.151.LL
		1 PUF 110X70	256.151.MH	256.151.MH
Comp. 7 (Dcho)		1 PUF 100X100	256.151.LL	256.151.LL
		2 MODULO 110	256.121.MH	256.121.MJ
		1 BRAZO ANCHO DCHO	256.131.D	256.131.D
		1 PUF 110X70	256.151.MH	256.151.MH

		ALTO / HIGH / HAUT	
		74cm	84cm
<p>Comp. 8 (Izdo)</p>	1 BRAZO ANCHO IZDO	256.131.I	256.131.I
	1 MODULO 110	256.121.MH	256.121.MJ
	1 MOD MESA 160 CON ALMOHADA BR DCHO	256.121.SH.KH.D	256.121.SJ.KH.D
	1 TAPA CRISTAL 45X88	256.32.EJ.L	256.32.EJ.L
	1 PUF MESA 140X70	256.151.QH.K	256.151.QH.K
	1 TAPA CRISTAL 56X66	256.32.FG.L	256.32.FG.L
<p>Comp. 8 (Dcho)</p>	1 MOD MESA 160 CON ALMOHADA BR IZDO	256.121.SH.KH.I	256.121.SJ.KH.I
	1 MODULO 110	256.121.MH	256.121.MJ
	1 BRAZO ANCHO DCHO	256.131.D	256.131.D
	1 TAPA CRISTAL 45X88	256.32.EJ.L	256.32.EJ.L
	1 PUF MESA 140X70	256.151.QH.K	256.151.QH.K
	1 TAPA CRISTAL 56X66	256.32.FG.L	256.32.FG.L
<p>Comp. 9 (Izdo)</p>	1 BRAZO ANCHO IZDO	256.131.I	256.131.I
	1 MODULO 110	256.121.MH	256.121.MJ
	1 MODULO 80	256.121.JH	256.121.JJ
	1 MODULO MESA 160 DCHO	256.121.SH.K.K.D	256.121.SJ.K.K.D
	1 TAPA CRISTAL 45X88	256.32.EJ.L	256.32.EJ.L
	1 PUF MESA 140X70	256.151.QH.K	256.151.QH.K
	1 TAPA CRISTAL 56X66	256.32.FG.L	256.32.FG.L
	1 TAPA CRISTAL 56X66	256.32.FG.L	256.32.FG.L
<p>Comp. 9 (Dcho)</p>	1 MODULO MESA 160 IZDO	256.121.SH.K.K.I	256.121.SJ.K.K.I
	1 MODULO 80	256.121.JH	256.121.JJ
	1 MODULO 110	256.121.MH	256.121.MJ
	1 BRAZO ANCHO DCHO	256.131.D	256.131.D
	1 TAPA CRISTAL 45X88	256.32.EJ.L	256.32.EJ.L
	1 PUF MESA 140X70	256.151.QH.K	256.151.QH.K
	1 TAPA CRISTAL 56X66	256.32.FG.L	256.32.FG.L
	1 TAPA CRISTAL 56X66	256.32.FG.L	256.32.FG.L

		ALTO / HIGH / HAUT		
		74cm	84cm	
Comp. 10 (Izdo) 	1	MODULO 160 BRAZO BAJO IZDO	256.122.SH.J.I	256.122.SJ.J.I
	1	MODULO 80	256.121.JH	256.121.JJ
	1	MODULO MESA 160 DCHO	256.121.SH.K.D	256.121.SJ.K.D
	1	TAPA CRISTAL 45X88	256.32.EJ.L	256.32.EJ.L
	1	PUF MESA 140X70	256.151.QH.K	256.151.QH.K
	1	TAPA CRISTAL 56X66	256.32.FG.L	256.32.FG.L
			
Comp. 10 (Dcho) 	1	MODULO MESA 160 IZDO	256.121.SH.K.I	256.121.SJ.K.I
	1	MODULO 80	256.121.JH	256.121.JJ
	1	MODULO 160 BRAZO BAJO DCHO	256.122.SH.J.D	256.122.SJ.J.D
	1	TAPA CRISTAL 45X88	256.32.EJ.L	256.32.EJ.L
	1	PUF MESA 140X70	256.151.QH.K	256.151.QH.K
	1	TAPA CRISTAL 56X66	256.32.FG.L	256.32.FG.L
			
Comp. 11 (Izdo) 	1	BRAZO ANCHO IZDO	256.131.I	256.131.I
	1	MODULO 80	256.121.JH	256.121.JJ
	1	MODULO MESA 160 DCHO	256.121.SH.K.D	256.121.SJ.K.D
	1	MODULO 80	256.121.JH	256.121.JJ
	1	BRAZO ANCHO DCHO	256.131.D	256.131.D
	1	TAPA CRISTAL 45X88	256.32.EJ.L	256.32.EJ.L
			
Comp. 11 (Dcho) 	1	BRAZO ANCHO IZDO	256.131.I	256.131.I
	1	MODULO 80	256.121.JH	256.121.JJ
	1	MODULO MESA 160 IZDO	256.121.SH.K.I	256.121.SJ.K.I
	1	MODULO 80	256.121.JH	256.121.JJ
	1	BRAZO ANCHO DCHO	256.131.D	256.131.D
	1	TAPA CRISTAL 45X88	256.32.EJ.L	256.32.EJ.L
			

		ALTO / HIGH / HAUT		
		74cm	84cm	
Comp. 12 (Izdo)		1 MOD DOBLE FONDO 196 BR ESTRECHO IZDO	256.122.VH.2Q.I	256.122.VJ.2Q.I
		1 MODULO 80	256.121.JH	256.121.JJ
		1 BRAZO ESTRECHO DCHO	256.132.D	256.132.D
Comp. 12 (Dcho)		1 BRAZO ESTRECHO IZDO	256.132.I	256.132.I
		1 MODULO 80	256.121.JH	256.121.JJ
		1 MOD DOBLE FONDO 196 BR ESTRECHO DCHO	256.122.VH.2Q.D	256.122.VJ.2Q.D
Comp. 13 (Izdo)		1 MOD DOBLE FONDO 196 BR ESTRECHO IZDO	256.122.VH.2Q.I	256.122.VJ.2Q.I
		1 MODULO 160	256.121.SH	256.121.SJ
		1 BRAZO ESTRECHO DCHO	256.132.D	256.132.D
Comp. 13 (Dcho)		1 BRAZO ESTRECHO IZDO	256.132.I	256.132.I
		1 MODULO 160	256.121.SH	256.121.SJ
		1 MOD DOBLE FONDO 196 BR ESTRECHO DCHO	256.122.VH.2Q.D	256.122.VJ.2Q.D
Comp. 14 (Izdo)		1 MOD DOBLE FONDO 196 BR ESTRECHO IZDO	256.122.VH.2Q.I	256.122.VJ.2Q.I
		1 MODULO 110	256.121.MH	256.121.MJ
		1 PUF 100X100	256.151.LL	256.151.LL
Comp. 14 (Dcho)		1 PUF 100X100	256.151.LL	256.151.LL
		1 MODULO 110	256.121.MH	256.121.MJ
		1 MOD DOBLE FONDO 196 BR ESTRECHO DCHO	256.122.VH.2Q.D	256.122.VJ.2Q.D

		ALTO / HIGH / HAUT		
		74cm	84cm	
Comp. 15 (Izdo)		1 MOD DOBLE FONDO 196 BR ESTRECHO IZDO	256.122.VH.2Q.I	256.122.VJ.2Q.I
		1 PUF 100X100	256.151.LL	256.151.LL
		1 MODULO 110	256.121.MH	256.121.MJ
		1 BRAZO ESTRECHO DCHO	256.132.D	256.132.D
Comp. 15 (Dcho)		1 BRAZO ESTRECHO IZDO	256.132.I	256.132.I
		1 MODULO 110	256.121.MH	256.121.MJ
		1 PUF 100X100	256.151.LL	256.151.LL
		1 MOD DOBLE FONDO 196 BR ESTRECHO DCHO	256.122.VH.2Q.D	256.122.VJ.2Q.D
Comp. 16 (Izdo)		1 MOD DOBLE FONDO 196 BR ESTRECHO IZDO	256.122.VH.2Q.I	256.122.VJ.2Q.I
		1 MODULO MESA 160 DCHO	256.121.SH.K.D	256.121.SJ.K.D
		1 TAPA CRISTAL 45X88	256.32.EJ.L	256.32.EJ.L
Comp. 16 (Dcho)		1 MODULO MESA 160 IZDO	256.121.SH.K.I	256.121.SJ.K.I
		1 MOD DOBLE FONDO 196 BR ESTRECHO DCHO	256.122.VH.2Q.D	256.122.VJ.2Q.D
		1 TAPA CRISTAL 45X88	256.32.EJ.L	256.32.EJ.L
Comp. 17 (Izdo)		1 BRAZO ESTRECHO IZDO	256.132.I	256.132.I
		1 MODULO 110	256.121.MH	256.121.MJ
		1 MODULO 80	256.121.JH	256.121.JJ
		1 MODULO TERMINAL 126 DCHO	256.17.NH.D	256.17.NJ.D
Comp. 17 (Dcho)		1 MODULO TERMINAL 126 IZDO	256.17.NH.I	256.17.NJ.I
		1 MODULO 80	256.121.JH	256.121.JJ
		1 MODULO 110	256.121.MH	256.121.MJ
		1 BRAZO ESTRECHO DCHO	256.132.D	256.132.D

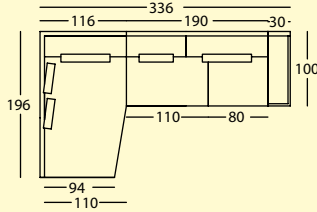
		ALTO / HIGH / HAUT		
		74cm	84cm	
Comp. 18 (Izdo)		1 PUF 100X100	256.151.LL	256.151.LL
		1 MODULO TERMINAL 126 DCHO	256.17.NH.D	256.17.NJ.D
Comp. 18 (Dcho)		1 MODULO TERMINAL 126 IZDO	256.17.NH.I	256.17.NJ.I
		1 PUF 100X100	256.151.LL	256.151.LL
Comp. 19 (Izdo)		1 MOD DOBLE FONDO 196 BR ESTRECHO IZDO	256.122.VH.2Q.I	256.122.VJ.2Q.I
		1 MODULO TERMINAL 126 DCHO	256.17.NH.D	256.17.NJ.D
		1 PUF 80X70	256.151.JH	256.151.JH
Comp. 19 (Dcho)		1 MODULO TERMINAL 126 IZDO	256.17.NH.I	256.17.NJ.I
		1 MOD DOBLE FONDO 196 BR ESTRECHO DCHO	256.122.VH.2Q.D	256.122.VJ.2Q.D
		1 PUF 80X70	256.151.JH	256.151.JH
Comp. 20 (Izdo)		1 CHAISE LONGUE 116X170 BR. ESTRECHO IZDO	256.142.MTH.2.I	256.142.MTJ.2.I
		1 MODULO 190	256.121.VH	256.121.VJ
		1 BRAZO ESTRECHO DCHO	256.132.D	256.132.D
Comp. 20 (Dcho)		1 BRAZO ESTRECHO IZDO	256.132.I	256.132.I
		1 MODULO 190	256.121.VH	256.121.VJ
		1 CHAISE LONGUE 116X170 BR. ESTRECHO DCHO	256.142.MTH.2.D	256.142.MTJ.2.D

ALTO / HIGH / HAUT

74cm

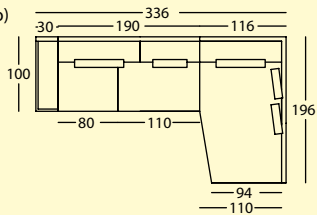
84cm

Comp. 21 (Izdo)



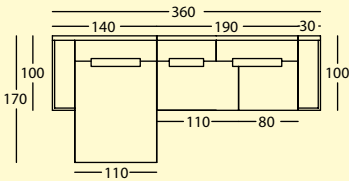
1	CHAISE LONGUE 116X196 BR. ESTRECHO IZDO	256.142.MVH.2.I	256.142.MVJ.2.I
1	MODULO 190	256.121.VH	256.121.VJ
1	BRAZO ANCHO DCHO	256.131.D	256.131.D

Comp. 21 (Dcho)



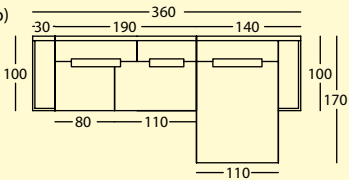
1	BRAZO ANCHO IZDO	256.131.I	256.131.I
1	MODULO 190	256.121.VH	256.121.VJ
1	CHAISE LONGUE 116X196 BR. ESTRECHO DCHO	256.142.MVH.2.D	256.142.MVJ.2.D

Comp. 22 (Izdo)



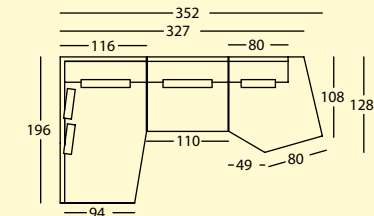
1	CHAISE LONGUE 140X170 BRAZO ANCHO IZDO	256.142.QTH.1.I	256.142.QTJ.1.I
1	MODULO 190	256.121.VH	256.121.VJ
1	BRAZO ANCHO DCHO	256.131.D	256.131.D

Comp. 22 (Dcho)



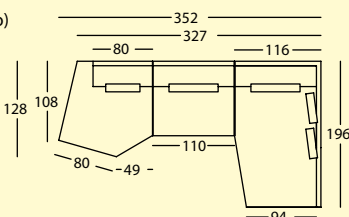
1	BRAZO ANCHO IZDO	256.131.I	256.131.I
1	MODULO 190	256.121.VH	256.121.VJ
1	CHAISE LONGUE 140X170 BRAZO ANCHO DCHO	256.142.QTH.1.D	256.142.QTJ.1.D

Comp. 23 (Izdo)



1	CHAISE LONGUE 116X196 BR. ESTRECHO IZDO	256.142.MVH.2.I	256.142.MVJ.2.I
1	MODULO 110	256.121.MH	256.121.MJ
1	MODULO TERMINAL 126 DCHO	256.17.NH.D	256.17.NJ.D

Comp. 23 (Dcho)



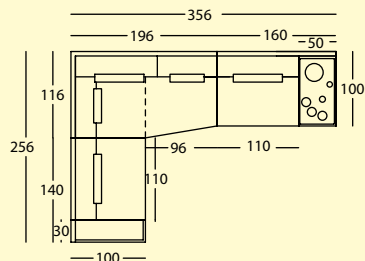
1	MODULO TERMINAL 126 IZDO	256.17.NH.I	256.17.NJ.I
1	MODULO 110	256.121.MH	256.121.MJ
1	CHAISE LONGUE 116X196 BRAZO ESTRECHO DCHO	256.142.MVH.2.D	256.142.MVJ.2.D

ALTO / HIGH / HAUT

74cm

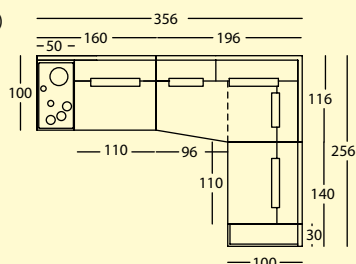
84cm

Comp. 24 (Izdo)



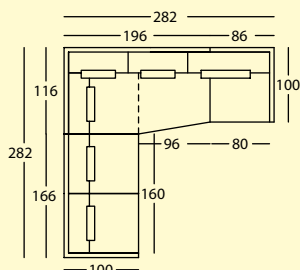
1	BRAZO ANCHO IZDO	256.131.I	256.131.I
1	MODULO 110	256.121.MH	256.121.MJ
1	ANGULO DOBLE FONDO 196 IZDO	256.16.VH.Q.I	256.16.VJ.Q.I
1	MODULO MESA 160 DCHO	256.121.SH.K.D	256.121.SJ.K.D
1	TAPA CRISTAL 45X88	256.32.EJ.L	256.32.EJ.L

Comp. 24 (Dcho)



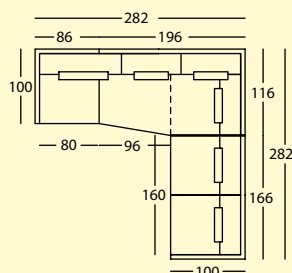
1	MODULO MESA 160 IZDO	256.121.SH.K.I	256.121.SJ.K.I
1	ANGULO DOBLE FONDO 196 DCHO	256.16.VH.Q.D	256.16.VJ.Q.D
1	MODULO 110	256.121.MH	256.121.MJ
1	BRAZO ANCHO DCHO	256.131.D	256.131.D
1	TAPA CRISTAL 45X88	256.32.EJ.L	256.32.EJ.L

Comp. 25 (Izdo)



1	BRAZO ESTRECHO IZDO	256.132.I	256.132.I
1	MODULO 160	256.121.SH	256.121.SJ
1	ANGULO DOBLE FONDO 196 IZDO	256.16.VH.Q.I	256.16.VJ.Q.I
1	MODULO 80	256.121.JH	256.121.JJ
1	BRAZO ESTRECHO DCHO	256.132.D	256.132.D

Comp. 25 (Dcho)



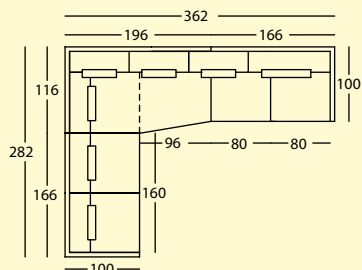
1	BRAZO ESTRECHO IZDO	256.132.I	256.132.I
1	MODULO 80	256.121.JH	256.121.JJ
1	ANGULO DOBLE FONDO 196 DCHO	256.16.VH.Q.D	256.16.VJ.Q.D
1	MODULO 160	256.121.SH	256.121.SJ
1	BRAZO ESTRECHO DCHO	256.132.D	256.132.D

ALTO / HIGH / HAUT

74cm

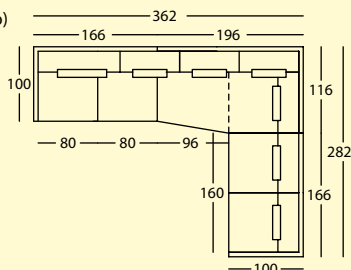
84cm

Comp. 26 (Izdo)



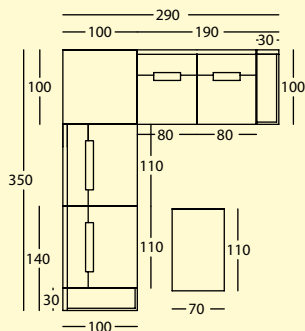
1	BRAZO ESTRECHO IZDO	256.132.I	256.132.I
1	MODULO 160	256.121.SH	256.121.SJ
1	ANGULO DOBLE FONDO 196 IZDO	256.16.VH.Q.I	256.16.VJ.Q.I
1	MODULO 160	256.121.SH	256.121.SJ
1	BRAZO ESTRECHO DCHO	256.132.D	256.132.D

Comp. 26 (Dcho)



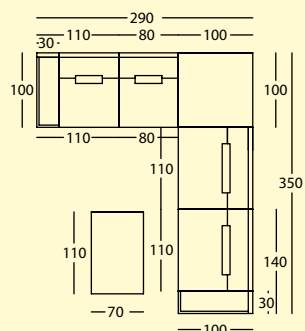
1	BRAZO ESTRECHO IZDO	256.132.I	256.132.I
1	MODULO 160	256.121.SH	256.121.SJ
1	ANGULO DOBLE FONDO 196 DCHO	256.16.VH.Q.D	256.16.VJ.Q.D
1	MODULO 160	256.121.SH	256.121.SJ
1	BRAZO ESTRECHO DCHO	256.132.D	256.132.D

Comp. 27 (Izdo)



1	BRAZO ANCHO IZDO	256.131.I	256.131.I
2	MODULO 110	256.121.MH	256.121.MJ
1	PUF 100X100	256.151.LL	256.151.LL
1	MODULO 160	256.121.SH	256.121.SJ
1	BRAZO ANCHO DCHO	256.131.D	256.131.D
1	PUF 110X70	256.151.MH	256.151.MH

Comp. 27 (Dcho)



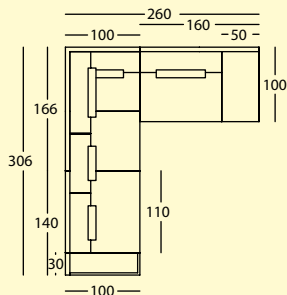
1	BRAZO ANCHO IZDO	256.131.I	256.131.I
1	MODULO 160	256.121.SH	256.121.SJ
1	PUF 100X100	256.151.LL	256.151.LL
2	MODULO 110	256.121.MH	256.121.MJ
1	BRAZO ANCHO DCHO	256.131.D	256.131.D
1	PUF 110X70	256.151.MH	256.151.MH

ALTO / HIGH / HAUT

74cm

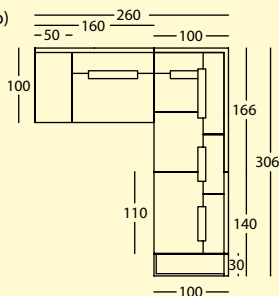
84cm

Comp. 28 (Izdo)



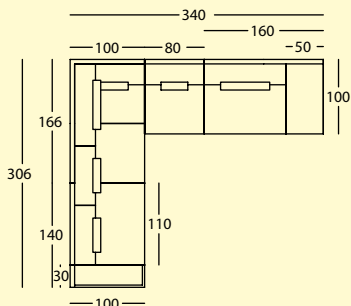
1	BRAZO ANCHO IZDO	256.131.I	256.131.I
1	MODULO 110	256.121.MH	256.121.MJ
1	ANGULO 166 DCHO	256.16.SH.D	256.16.SJ.D
1	MODULO MESA 160 DCHO	256.121.SH.K.D	256.121.SJ.K.D

Comp. 28 (Dcho)



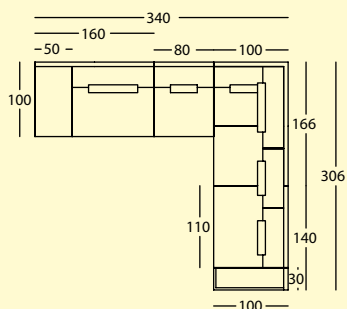
1	MODULO MESA 160 IZDO	256.121.SH.K.I	256.121.SJ.K.I
1	ANGULO 166 IZDO	256.16.SH.I	256.16.SJ.I
1	MODULO 110	256.121.MH	256.121.MJ
1	BRAZO ANCHO DCHO	256.131.D	256.131.D

Comp. 29 (Izdo)



1	BRAZO ANCHO IZDO	256.131.I	256.131.I
1	MODULO 110	256.121.MH	256.121.MJ
1	ANGULO 166 DCHO	256.16.SH.D	256.16.SJ.D
1	MODULO 80	256.121.JH	256.121.JJ
1	MODULO MESA 160 DCHO	256.121.SH.K.D	256.121.SJ.K.D

Comp. 29 (Dcho)



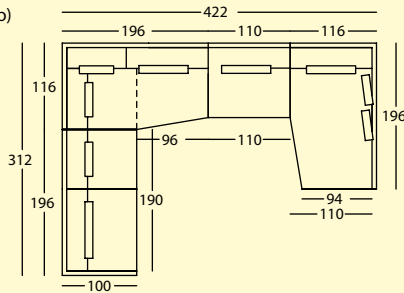
1	MODULO MESA 160 IZDO	256.121.SH.K.I	256.121.SJ.K.I
1	MODULO 80	256.121.JH	256.121.JJ
1	ANGULO 166 IZDO	256.16.SH.I	256.16.SJ.I
1	MODULO 110	256.121.MH	256.121.MJ
1	BRAZO ANCHO DCHO	256.131.D	256.131.D

ALTO / HIGH / HAUT

74cm

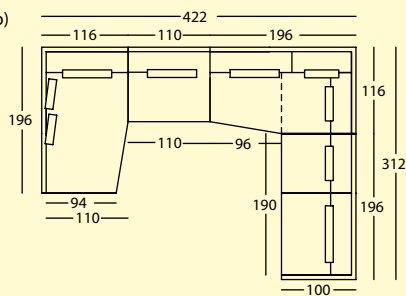
84cm

Comp. 30 (Izdo)



1	BRAZO ESTRECHO IZDO	256.132.I	256.132.I
1	MODULO 190	256.121.VH	256.121.VJ
1	ANGULO DOBLE FONDO 196 IZDO	256.16.VH.Q.I	256.16.VJ.Q.I
1	MODULO 110	256.121.MH	256.121.MJ
1	CHAISE LONGUE 116X196 BR. ESTRECHO DCHO	256.142.MVH.2.D	256.142.MVJ.2.D

Comp. 30 (Dcho)



1	CHAISE LONGUE 116X196 BR. ESTRECHO IZDO	256.142.MVH.2.I	256.142.MVJ.2.I
1	MODULO 110	256.121.MH	256.121.MJ
1	ANGULO DOBLE FONDO 196 DCHO	256.16.VH.Q.D	256.16.VJ.Q.D
1	MODULO 190	256.121.VH	256.121.VJ
1	BRAZO ESTRECHO DCHO	256.132.D	256.132.D