

CALABASH P1

Designed by Komplot Design 2011

LIGHT
YEARS



→ P1 Silver

Calabash P1

Calabash is authentic craftsmanship from the core to the surface. The organic design idiom and the special chromed and slightly changeable surface provide Calabash with a unique expression. The shades are made of drawn aluminium and finished with a handpainted chromed layer that reflects the surroundings and unites the space. The Calabash model that is fitted with a reflector to increase the down light emits warm, dazzle-free illumination. The Calabash pendant generates a warm atmosphere and looks excellent in small groups. The pendants are ideal for café environments, restaurants, shops, etc. and in private homes whose owners wish to make a spectacular and rewarding contribution to their interior design.

Surface

Chrome lacquer.

Material

Shade: Drawn aluminium. Reflector: Aluminium.

Installation

Suspension: Textile cable 2x0,75mm².

Canopy: Black. Cable length: 3 m/6 m.

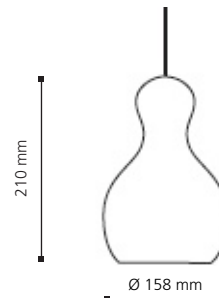
Class

IP20, Class of insulation II.

Product family



Colours:			
Silver chrome	Black chrome	Gold chrome	Red chrome




Product code	EAN no.	Surface	Light source	Max light source dimensions	Total weight
14017172 3m 14021172 6m	5702370171728 3m 5702370211721 6m	Silver chrome	E27 max 25W	Max length: 110 mm	0,6 kg
14017008 3m 14021008 6m	5702370170080 3m 5702370210083 6m	Black chrome	E27 Liliput Plus 15W	Max diameter: 90 mm	
14017274 3m 14021274 6m	5702370172749 3m 5702370212742 6m	Gold chrome			
14017301 3m 14021301 6m	5702370173012 3m 5702370213015 6m	Red chrome			

CALABASH P1

Designed by Komplot Design 2011

LIGHT
YEARS



CALABASH P2

Designed by Komplot Design 2011

LIGHT
YEARS



Calabash P2

Calabash is authentic craftsmanship from the core to the surface. The organic design idiom and the special chromed and slightly changeable surface provide Calabash with a unique expression. The shades are made of drawn aluminium and finished with a handpainted chromed layer that reflects the surroundings and unites the space. The Calabash model that is fitted with a reflector to increase the down light emits warm, dazzle-free illumination. The Calabash pendant generates a warm atmosphere and looks excellent in small groups. The pendants are ideal for café environments, restaurants, shops, etc. and in private homes whose owners wish to make a spectacular and rewarding contribution to their interior design.

Surface

Chrome lacquer.

Material

Shade: Drawn aluminium. Reflector: Aluminium.

Installation

Suspension: Textile cable 2x0,75mm².
Canopy: Black. Cable length: 3 m/6 m.

Class

IP20, Class of insulation II.

Product family



Colours:



Silver
chrome



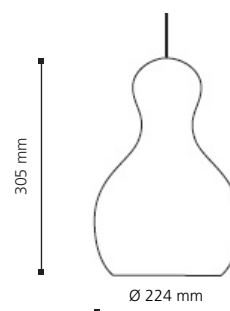
Black
chrome



Gold
chrome



Red
chrome



Product code	EAN no.	Surface	Light source	Max light source dimensions	Total weight
14018172 3m 14022172 6m	5702370181727 3m 5702370221720 6m	Silver chrome	E27 max 40W	Max length: 156 mm	0,8 kg
14018008 3m 14022008 6m	5702370180089 3m 5702370220082 6m	Black chrome	E27 Liliput Plus 30W	Max diameter: 130 mm	
14018274 3m 14022274 6m	5702370182748 3m 5702370222741 6m	Gold chrome			
14018301 3m 14022301 6m	5702370183011 3m 5702370223014 6m	Red chrome			

CALABASH P2

Designed by Komplot Design 2011

LIGHT[®]
YEARS



→ P1, P2, P3 Silver



→ P2 Black



→ P2 Gold



→ P2 Red

CALABASH P3

Designed by Komplot Design 2011

LIGHT
YEARS



Calabash P3

Calabash is authentic craftsmanship from the core to the surface. The organic design idiom and the special chromed and slightly changeable surface provide Calabash with a unique expression. The shades are made of drawn aluminium and finished with a handpainted chromed layer that reflects the surroundings and unites the space. The Calabash model that is fitted with a reflector to increase the down light emits warm, dazzle-free illumination. The Calabash pendant generates a warm atmosphere and looks excellent in small groups. The pendants are ideal for café environments, restaurants, shops, etc. and in private homes whose owners wish to make a spectacular and rewarding contribution to their interior design.

Surface

Chrome lacquer.

Material

Shade: Drawn aluminium. Reflector: Aluminium.

Installation

Suspension: Textile cable 2x0,75mm².

Canopy: Black. Cable length: 3 m/6 m.

Class

IP20, ∇ , Class of insulation II.

Product family



Colours:



Silver
chrome



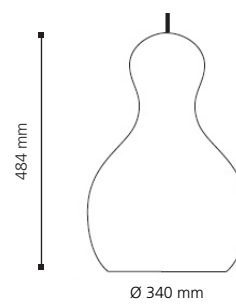
Black
chrome



Gold
chrome



Red
chrome



Product code	EAN no.	Surface	Light source	Max light source dimensions	Total weight
14019172 3m 14023172 6m	5702370191726 3m 5702370231729 6m	Silver chrome	E27 max 100W	Max length: 260 mm	1,4 kg
14019008 3m 14023008 6m	5702370190088 3m 5702370230081 6m	Black chrome	E27 Liliput 30W	Max diameter: 160 mm	
14019274 3m 14023274 6m	5702370192747 3m 5702370232740 6m	Gold chrome	E27 Clusterlite 80W		
14019301 3m 14023301 6m	5702370193010 3m 5702370233013 6m	Red chrome			


CALABASH P3

Designed by Komplot Design 2011

LIGHT
YEARS



→ P1, P2, P3 Silver



→ P3 Black

→ P3 Gold

→ P3 Red